

Brandon Fire and Emergency Services



Non-Fixed Seating Policy – “P18”

The following Policy is in accordance with the City of Brandon’s Fire Prevention By-Law #7200

Non-fixed seating applies to seats that are not permanently attached in one position. This policy is to assist property/business owners so they are in compliance with the Manitoba Fire Code requirements for non-fixed seating. Typically, non-fixed seating will either be arranged in rows (indoors or outdoors), or at tables.

Chairs Alone

- ❑ Seats are to be arranged in rows.
- ❑ Aisles shall be located so there are no more than 7 seats between any seat and the nearest aisle. Thus, there can only be 16 seats in a row between aisles.
- ❑ The minimum walkway between the back of 1 chair & front of another is 400mm (16”).
- ❑ If the assembly contains more than 200 seats, the seats in a row shall be fastened together in units no fewer than 8 seats. If the row has 7 or fewer seats, then all the seats in a row shall be fastened together.

Chairs & Tables

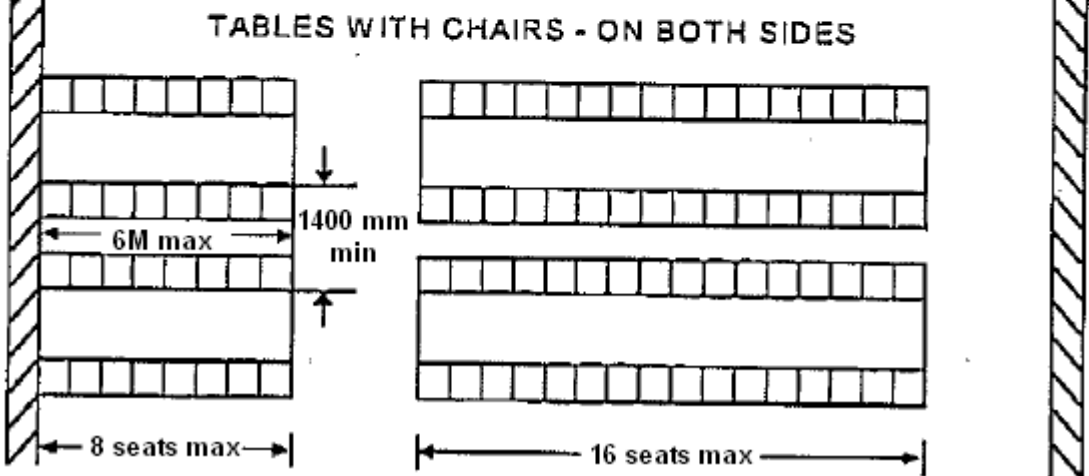
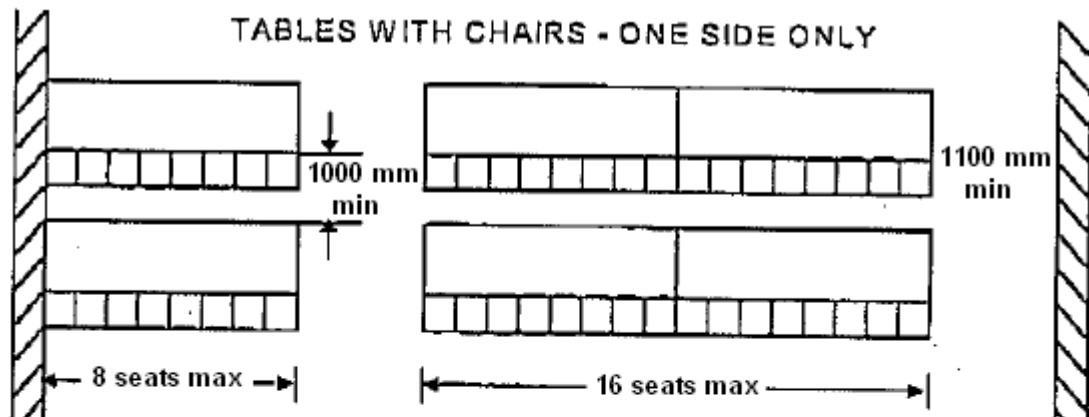
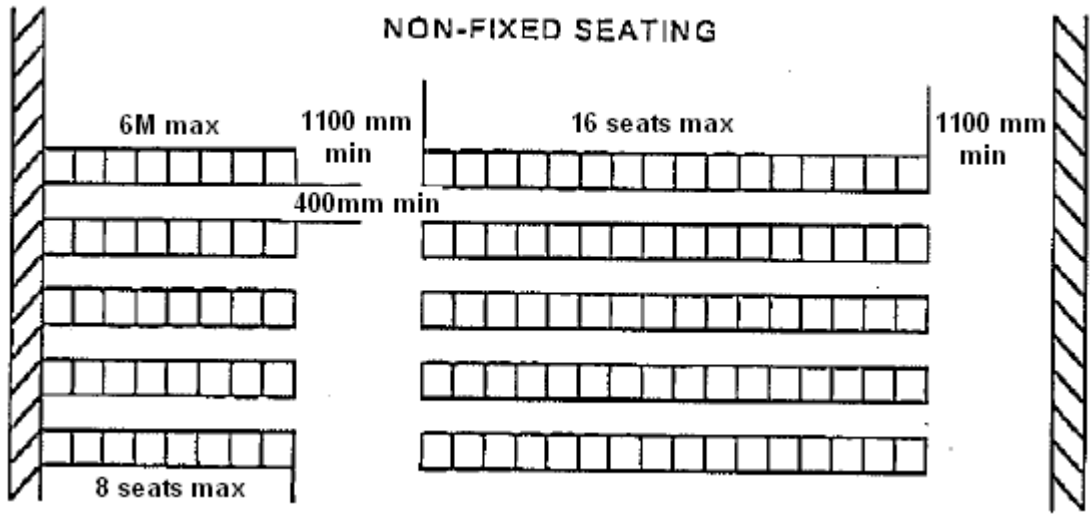
- ❑ If the tables being used will be set up with chairs on both sides, the distance from the edge of one table to the edge of the next shall not be less than – 1400mm (55”).
- ❑ If the tables being used will be set up with chairs on one side only, the distance from the edge of one table to the edge of the next shall not be less than – 1000mm (40”).
- ❑ There can be no more than 16 seats in a row, or more than 7 seats to the nearest aisle.

Aisles

- ❑ Dead end aisles must not be longer than 6m (20’).
- ❑ The minimum width of all aisles is 1100mm (44”) throughout the venue.
- ❑ When arranging non-fixed seats in outdoor assembly areas, aisles can be located so there are no more than 15 seats to the nearest aisle (a maximum of 32 seats/row). Aisles shall be a minimum width of 1200mm (48”).

Exits

- ❑ A room or suite with only one egress door is limited to an *occupant load* not exceeding 60 persons.
- ❑ If there are two exits available, the distance between the 2 exits must be greater than ½ of the diagonal (corner to corner) distance of the room or floor area for the exits to be considered remote.
- ❑ A door providing *access to exit* from a room with an *occupant load* of more than 60 persons must swing in the direction of travel to the *exit*. Therefore, a door that swings into the room limits the maximum permissible *occupant load* to 60 persons.
- ❑ Exits must remain unobstructed at all times



Building Life Safety Systems Checklist

Panic Hardware

- ❑ If a room used for an assembly occupancy has an *occupant load* of more than 100 persons then the doors must be equipped with door release hardware commonly known as “panic hardware.” Doors without panic hardware limit the maximum permissible *occupant load* to 100 persons.

Emergency Lighting

- ❑ If a room used for an assembly occupancy has an *occupant load* of more than 60 persons Emergency lighting is required.

Exit Signs

- ❑ Exit signs are required when:
 - ❑ The occupant load is greater than 150 – must be working
 - ❑ A building is more than 2 stories in height.
 - ❑ A room/floor area has a fire escape.

Fire Alarm System

- ❑ A fire alarm is required in a building:
 - ❑ That is greater than 3 stories in height.
 - ❑ With an occupant load greater than 150 persons in a building containing a licensed beverage establishment or restaurant
 - ❑ With an occupant load greater than 150 persons above or below the 1st storey
 - ❑ That is sprinklered
 - ❑ That has a school, college or child care facility with an occupant load of greater than 40.